




Highlight Key:

Autumn	
Spring	
Summer	

St Margaret's C of E Junior School**Progression of Knowledge and Skills in History**

		Year 3	
		Skills	Knowledge
<u>Chronological understanding</u>	<ul style="list-style-type: none"> Understand that a timeline can be divided into BC and AD Place the period studied on a time line Use dates and terms related to the study unit and passing of time Sequence some events or artefacts significant to the period 		<u>The Stone Age to the Iron Age</u> <ul style="list-style-type: none"> Name the different sections of the Stone Age period Explain how houses evolved during the Stone Age period Explain how Stone Age people hunted and made weapons Understand how everyday life of early settlers has changed Explore how artefacts aid understanding of past civilisations Know significant dates e.g. the year of construction on Stonehenge, the start of the Iron Age, when bronze weapons were developed and the inclusion of metalwork Identify clothing of the Stone Age and Bronze Age Provide reasons as to why opinions differ about the Druids
<u>Range and depth of historical knowledge</u>	<ul style="list-style-type: none"> Understanding of what life was like for early settlers Find out about everyday lives of people in a period studied Begin to compare life with our life today Identify reasons for and results of people's actions 		<u>The Power of the Roman Army</u> <ul style="list-style-type: none"> Name important Roman leaders such as Julius Caesar Name and identify parts of a Roman army uniform Explain who Boudicca was and her involvement with the Roman Empire Name and identify parts of the Roman Empire Explore and explain tactics of the Roman army Provide reasons as to why opinions differ about Boudicca
<u>Interpretations of history</u>	<ul style="list-style-type: none"> Explore the idea that there are different accounts of history Identify and give reasons for different ways in which the past is represented Distinguish between different sources – compare different versions of the same story Look at representations of the period – museum, cartoons etc. 		
<u>Historical enquiry</u>	<ul style="list-style-type: none"> Use a range of sources to find out about a period (Internet, pictures, photographs, visits, books) Observe artefacts, pictures/photographs, asking and answering questions about them to find more information Select and record information relevant to the study 		
<u>Organisation and communication</u>	<ul style="list-style-type: none"> Recall, select and organise historical information Communicate their knowledge and understanding using different genres – writing, drawing, drama, story-telling, ICT (PowerPoint, posters, leaflets) 		

		Year 4	
	Skills		Knowledge
<u>Chronological understanding</u>	<ul style="list-style-type: none"> Understand the meaning of more complex terms e.g. BC/AD Place events from period studied on time line Use terms related to the period and begin to date significant events Place significant events on a timeline in chronological order 		<u>Ancient Egypt</u> <ul style="list-style-type: none"> Know significant dates of Ancient Egypt e.g. first settlers, when hieroglyphics were first used, the unification of Upper and Lower Egypt, Tutankhamun's tomb discovered, pyramid construction Know the year that significant pharaohs began their rule Know the number of dynasties that existed during Ancient Egypt and explain why there was so many Name a range of significant pharaohs and explain their influence on Ancient Egypt Name main Egyptian gods and goddesses and explain their role on Egyptian beliefs Explore why the ancient Egyptians mummified bodies Discuss and explain process of mummification Identify the items used to preserve organs and the mummified bodies.
<u>Range and depth of historical knowledge</u>	<ul style="list-style-type: none"> Use evidence to reconstruct life in period studied Identify key features and events of period studied, comparing to our lives today Look for links and effects in period studied Offer a reasonable explanation for some events and begin to explain how they have shaped our lives today 		
<u>Interpretations of history</u>	<ul style="list-style-type: none"> Look at different versions of the same event in history and identify differences Look at the evidence available, library and internet research Begin to evaluate the usefulness of different sources Know that people in the past represent events or ideas in a way that would persuade others 		<u>Ancient Greek Achievements</u> <ul style="list-style-type: none"> Name some gods and goddesses of the arts (music, theatre, dance) Understand the importance of the theatre to the Ancient Greeks and explain its impact today Research masks during Ancient Greek performances and explain why they were used Discuss traditional Greek instruments and compare them to instruments today
<u>Historical enquiry</u>	<ul style="list-style-type: none"> Use a range of sources to find out about a period, significant person or an event (Internet, pictures, photographs, visits, books, music, artefacts) Choose relevant material to present a picture of one aspect of life in the period studied Explain why two accounts may differ Identify accurate or inaccurate sources, giving reasons 		<u>Crime and Punishment</u> <ul style="list-style-type: none"> Name a range of typical Elizabethan punishments Compare historical punishments to those of today Evaluate the effectiveness of primary and secondary sources Provide reasons as to why some opinions of Highwaymen may differ Explain why different sources support different interpretations
<u>Organisation and communication</u>	<ul style="list-style-type: none"> Recall, select and organise historical information Communicate their knowledge and understanding using different genres – writing, drawing, drama, story-telling, ICT (PowerPoint, posters, leaflets) 		

Year 5		
	Skills	Knowledge
<u>Chronological understanding</u>	<ul style="list-style-type: none"> Place different periods of time in chronological order and label Know and sequence key events of period studied, using dates and relevant terms Make comparisons between different periods in the past Describe the main changes in a period of history	<p><u>Local History – WWII Focus</u></p> <ul style="list-style-type: none"> Explain and sequence significant events that built up to the beginning of WWII Explain the impact that Reginald Mitchell had on Britain Know who key people were during WWII Explain how Reginald Mitchell’s achievements are reflected in our locality Explain what propaganda is and evaluate its reliability Identify the parts of a Spitfire <p><u>Development and Achievements of Space Travel</u></p> <ul style="list-style-type: none"> Name key dates and people involved in space travel (Yuri Gagarin 1961, Neil Armstrong 1969) Explain the impact that space travel has had on our society today Evaluate the ethical issues whilst researching animals involved in space exploration Describe how space travel has changed/evolved throughout the years <p><u>Anglo-Saxon Settlements</u></p> <ul style="list-style-type: none"> Describe how settlements changed Know where the Anglo-Saxons were located Know dates of significant battles e.g. the Battle of Hastings Discuss causes, results and impacts of battles Explain how and why the Anglo-Saxon’s beliefs changed over a period of time Explain why the Anglo-Saxons came to Britain Explore a range of Anglo-Saxon myths and explain their beliefs
<u>Range and depth of historical knowledge</u>	<ul style="list-style-type: none"> Study different aspects of different people - differences between men and women Examine causes and results of great events and the impact on people Compare an aspect of life with the same aspect in another period Explain how people/events in history have shaped our lives today Explain how some aspects of history are reflected in our locality 	
<u>Interpretations of history</u>	<ul style="list-style-type: none"> Understand that some evidence from the past is propaganda, opinion or misinformation Compare accounts of events from different sources – fact or fiction Offer some reasons for different versions/accounts of events Evaluate evidence to choose the most reliable forms	
<u>Historical enquiry</u>	<ul style="list-style-type: none"> Begin to identify primary and secondary sources Use a range of sources to find out about a period, significant person or an event (Internet, pictures, photographs, visits, books, music, artefacts, databases, historical buildings) Select relevant sections of information Ask a variety of questions and answer using research Begin to investigate own lines of enquiry	
<u>Organisation and communication</u>	<ul style="list-style-type: none"> Select and organise information to produce structured work, making appropriate use of dates and terms. Communicate their knowledge and understanding using different genres – writing, drawing, diagrams, data handling, drama, story-telling, ICT (PowerPoint, posters, leaflets), oral presentation. Plan and present a self-directed project or research about the period studied. 	

		Year 6	
	Skills		Knowledge
<u>Chronological understanding</u>	<ul style="list-style-type: none"> Place current study on time line in relation to other studies in previous studies Use relevant dates and terms Sequence up to 10 events on a time line Understand how some historical events occurred concurrently in different locations e.g. Ancient Egypt and Prehistoric Britain 		<u>Viking Invaders</u> <ul style="list-style-type: none"> Know significant dates of Viking raids (the first was 793) Name the significant people during the Viking Invasion and explain their role Explain and understand the reasons for their invasion of England Describe features of a Viking longhouse Evaluate different sources, explaining why they support different interpretations Describe the relationship with the Anglo-Saxons Explain and understand the legacy of Vikings in England
<u>Range and depth of historical knowledge</u>	<ul style="list-style-type: none"> Find out about beliefs, behaviour and characteristics of people, recognising that not everyone shares the same views and feelings Examine causes and results of great events and the impact on people, understanding reasons for actions Compare beliefs and behaviour with another time studied Write another explanation of a past event in terms of cause and effect using evidence to support and illustrate their explanation Know several key dates of period 		<u>Inventions through History</u> <ul style="list-style-type: none"> Sequence significant inventions that have had an impact on our society Name some important inventors Explain the reasons why some inventions were created Evaluate the effectiveness of different inventions Consider the implications of some inventions not being invented
<u>Interpretations of history</u>	<ul style="list-style-type: none"> Link sources and work out how conclusions were arrived at Consider ways of checking the accuracy of interpretations – fact or fiction and opinion, evaluating evidence to choose the most reliable forms Be aware that different evidence will lead to different conclusions Give clear reasons for different versions/accounts of events (link to understanding of the past) 		<u>Mayan Civilisation</u> <ul style="list-style-type: none"> Know the dates of the Mayan period Explore the beliefs of the Mayan Civilisation Explain how these beliefs differ from another period in history, such as the Egyptians Discuss how the civilisation has shaped the world today
<u>Historical enquiry</u>	<ul style="list-style-type: none"> Recognise primary and secondary sources Use a range of sources to find out about a period, significant person or an event (Internet, pictures, photographs, visits, books, music, artefacts, databases, historical buildings), selecting relevant information and suggesting omissions Bring knowledge gathered from several sources together in a fluent account Investigate own lines of enquiry 		
<u>Organisation and communication</u>	<ul style="list-style-type: none"> Select and organise information to produce structured work, making appropriate use of dates and terms. Communicate their knowledge and understanding using different genres – writing, drawing, diagrams, data handling, drama, story-telling, ICT (PowerPoint, posters, leaflets), oral presentation. Plan and present a self-directed project or research about the period studied. 		